

2018-2019 BRUNSWICK COUNTY PROFILE

In the 34 counties the Food Bank services, nearly 600,000 individuals are unable to consistently access enough nutritious food to live a healthy, active life. Hunger is an epidemic, affecting more than just the families living at or below the poverty line. Food insecurity has emerged as a defined reality for hundreds of thousands Americans who cannot keep food on the table. The Food Bank works every day to nourish people while building solutions to hunger through programming and partnerships, empowering North Carolina communities to thrive.

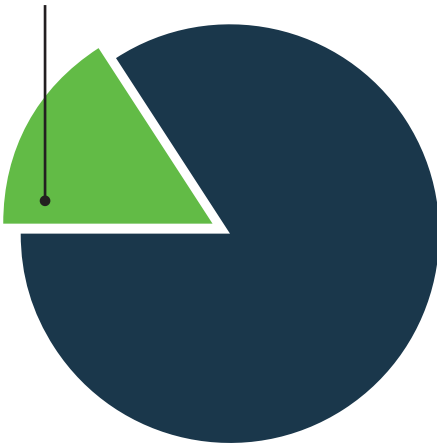
THE NEED County population¹: 122,586

Food insecurity ¹	
Number of people who are food insecure	16,160
Percentage of people who are food insecure	13.2%
Children under 18 who are food insecure	4,500
Percentage of children under 18 who are food insecure	21.9%
Individuals over 65 who are living below the poverty level ²	2,195

Hunger ³	
Number of children receiving free/reduced school meals	7,290
Percentage of children receiving free/reduced school meals	64.6%
Unemployment ⁴	
Percentage unemployment June 2019	5.3%

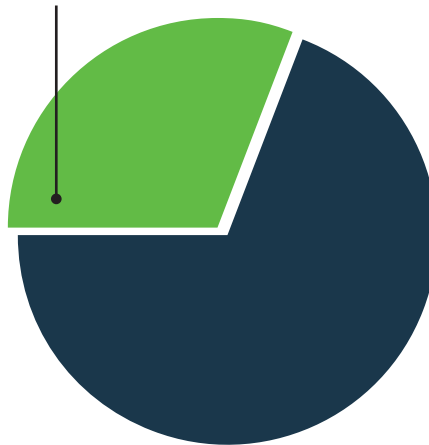
13.2%

16,160 people are food insecure in Brunswick County.



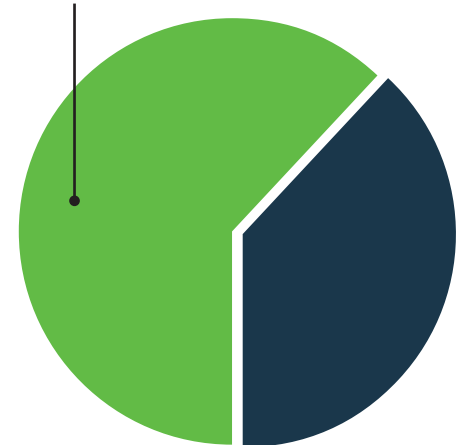
21.9%

4,500 children under 18 are food insecure in Brunswick County.



64.6%

7,688 children receiving free/reduced school meals in Brunswick County.



ADDRESSING NEEDS

Total lbs. of food distributed by the Food Bank in 2018-2019	80 million lbs.
Total meals provided in this county	68,633,529 meals
Total lbs. of food distributed in this county	2,662,599 lbs.

TOP AGENCIES

Brunswick Family Assistance
First Baptist Church of Leland
South Brunswick Inter-Church

Southport Oak Island InterChurch
St. Brendans Church



¹Feeding America Map the Meal Gap 2016

²files.nc.gov/ncdhhs/documents/files/NC%20County%20Aging%20Profiles%202016.pdf

³dpi.state.nc.us/docs/fbs/resources/data/freereduced/2016-17freereduced.xlsx

⁴ncommerce.com/LinkClick.aspx?fileticket=041CGg7ePHs%3D&tabid=1849&mid=4733