

2018-2019 PITT COUNTY PROFILE

In the 34 counties the Food Bank services, nearly 600,000 individuals are unable to consistently access enough nutritious food to live a healthy, active life. Hunger is an epidemic, affecting more than just the families living at or below the poverty line. Food insecurity has emerged as a defined reality for hundreds of thousands Americans who cannot keep food on the table. The Food Bank works every day to nourish people while building solutions to hunger through programming and partnerships, empowering North Carolina communities to thrive.

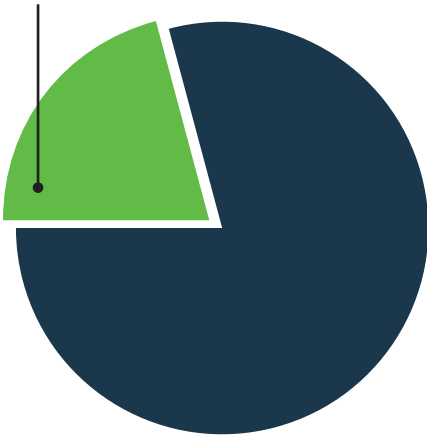
THE NEED County population¹: 176,484

Food insecurity ¹	
Number of people who are food insecure	35,400
Percentage of people who are food insecure	20.1%
Children under 18 who are food insecure	8,380
Percentage of children under 18 who are food insecure	21.7%
Individuals over 65 who are living below the poverty level ²	2,094

Hunger ³	
Number of children receiving free/reduced school meals	15,212
Percentage of children receiving free/reduced school meals	39.5%
Unemployment ⁴	
Percentage unemployment June 2019	5.2%

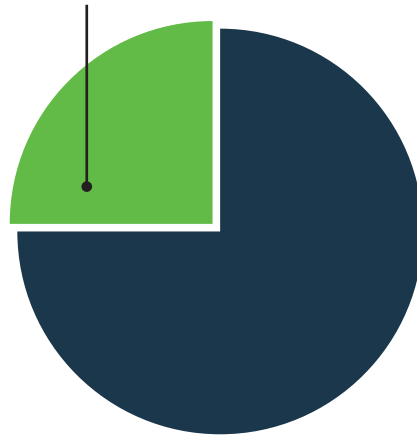
20.1%

35,400 people are food insecure in Pitt County.



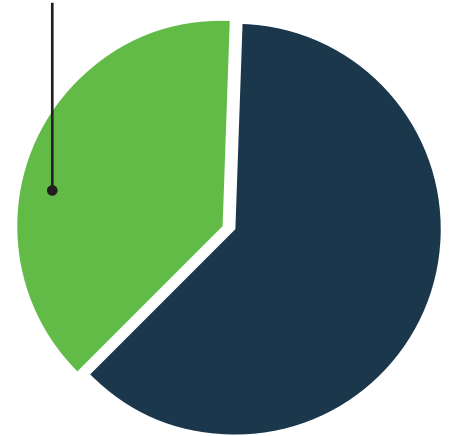
21.7%

8,380 children under 18 are food insecure in Pitt County.



39.5%

15,212 children receiving free/reduced school meals in Pitt County.



ADDRESSING NEEDS

Total lbs. of food distributed by the Food Bank in 2018-2019	82 million lbs.
Total meals provided in this county	3,993,170 meals
Total lbs. of food distributed in this county	4,791,804 lbs.

TOP AGENCIES

The Anointed Ones Church
Churches Outreach Network
Grifton Mission Ministries

JOY Soup Kitchen
Third Street Community Center



¹Feeding America Map the Meal Gap 2016

²files.nc.gov/ncdhhs/documents/files/NC%20County%20Aging%20Profiles%202016.pdf

³dpi.state.nc.us/docs/fbs/resources/data/freereduced/2016-17freereduced.xlsx

⁴ncommerce.com/LinkClick.aspx?fileticket=041CGg7ePHs%3D&tabid=1849&mid=4733